

MOST URGENT

No. MISC5/22/2024-EDN(S)-EDN (S)
GOVERNMENT OF MANIPUR
SECRETARIAT: EDUCATION(S) DEPARTMENT

Imphal, the 6th December, 2024.

To

1. **Director of Education(S), Manipur.**
2. **Secretary, Council of Hr. Secondary Education, Manipur.**
3. **Secretary, Board of Secondary Education, Manipur.**

Subject: **Organizing of Mega APAAR DIWAS on 9th and
10th December towards saturation of APAAR ID.**

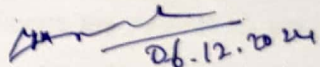
Sir,

I am directed to forward herewith a copy of D.O. letter No.1-27/2023-DIGED-Part (7) dated 5th December, 2024 from the Secretary, Department of School Education & Literacy, Ministry of Education, Government of India on the above subject for taking necessary action.

This may kindly be treated as **MOST URGENT**.

Encl: As stated above

Yours faithfully,


(Yumnam Arunkumar Singh)
Under Secretary(Education-S)
Government of Manipur

--

संजय कुमार, भा.प्र.से
सचिव

Sanjay Kumar, IAS
Secretary



सत्यमेव जयते

स्कूल शिक्षा और साक्षरता विभाग
शिक्षा मंत्रालय
भारत सरकार
Department of School Education & Literacy
Ministry of Education
Government of India
05th December, 2024

D.O. No. 1-27/2023-DIGED-Part(7)

DEAR ACS/Principal Secretary/Secretary,

This is further to my DO letter dated 27th November 2024, regarding **Mega APAAR DIWAS** to be organized on 09th and 10th December towards saturation of APAAR ID.

First of all, I would like to congratulate you and your team for the wide-spread campaign being undertaken towards achieving significant progress in a short span of time. Today, we have reached nearly 5 Crore APAAR ID and APAAR related activities in nearly 7 Lakhs School.

However, I would like to draw your attention towards prioritizing saturation of APAAR ID from Class 9th to Class 12th. We have achieved a saturation of only 24% for these classes (report enclosed). It is imperative to monitor the progress of APAAR ID saturation for these classes, as Class 10th and 12th Board results of the students can be deposited directly in the APAAR ID linked Digilocker accounts. Also, since APAAR ID is a lifelong student ID, many of the key student milestones from school to Higher Education including Higher Education entrance exam registration and result declaration, credit deposition in Academic Bank of Credits, linked to Digilocker is expected to utilize the same APAAR ID of students.

Hence, it is critical that Class 9th to Class 12th are necessarily saturated, along with other classes, during **Mega APAAR DIWAS**.

In this regard, **all Educational Boards must monitor the progress of the implementation of APAAR ID in their affiliated schools** on a "mission mode" basis. I request you to advise the educational board(s) to issue advisories to all affiliated schools to participate in the **Mega APAAR DIWAS** and saturate the APAAR ID for all grades with the Educational Boards directly monitoring the APAAR ID saturation specially for Class 9th to Class 12th.


It is imperative that the Boards also update the existing IT systems with APAAR ID capabilities. APAAR ID linked educational data and records for students would empower the educational boards with immense capabilities in monitoring and tracking of students and education outcomes.

All relevant resources for APAAR in multi-lingual format is being updated on <https://apaar.education.gov.in/resource> (Multi-lingual content available) and the progress can be monitored through this UDISE+ dashboard (<https://sdms.udiseplus.gov.in/p2/api/apaar/report/all-states>)

I look forward to your prompt action and thank you for your continued cooperation on this important initiative.

Best Wishes

Yours sincerely


(Sanjay Kumar)

Encl:-

1. DO letter dated 27th November 2024 (Mega APAAR DIWAS)
2. Status report on APAAR Saturation

Additional Chief Secretary/Principal Secretary/Secretary (School Education) in all States and UTs

Class Wise APAAR Status in States/UTs and ABs as on 5th Dec 2024

APAAR Status of Secondary & Higher Secondary School as on 5 th Dec 2024 - States/UTs/KVS/NVS							
Sno	States/UTs and ABs	Secondary Classes			Higher Secondary Classes		
		Total Enrolment	APAAR Generated	% Saturation	Total Enrolment	APAAR Generated	% Saturation
	Pan India	3,04,03,836	80,49,820	26%	2,34,58,018	52,30,282	22%
1	A&N ISLANDS	10699	10004	94%	9,606	9,016	94%
2	ANDHRA PRADESH	13,78,006	9,40,761	68%	10,52,162	4,76,992	45%
3	ARUNACHAL PRADESH	37,593	2428	6%	22,248	1,081	5%
4	ASSAM	9,96,500	6,72,456	67%	5,10,190	2,97,826	58%
5	BIHAR	10,43,172	1,43,033	14%	14,52,370	1,29,873	9%
6	CHANDIGARH	38898	31202	80%	38,545	29,460	76%
7	CHHATTISGARH	8,11,682	2,24,887	28%	5,46,030	1,78,106	33%
8	D&NH AND D&D	21023	2584	12%	13,713	1,613	12%
9	DELHI	6,88,461	4,83,910	70%	5,73,648	3,87,804	68%
10	GOA	44,585	6188	14%	36,255	4,693	13%
11	GUJARAT	16,20,203	2,24,778	14%	9,82,786	1,25,696	13%
12	HARYANA	8,55,499	2,93,527	34%	6,77,705	2,29,544	34%
13	HIMACHAL PRADESH	2,21,069	82,466	37%	1,85,018	69,053	37%
14	JAMMU & KASHMIR	3,29,115	1,17,740	36%	2,25,494	66,295	29%
15	JHARKHAND	9,04,219	76,310	8%	5,39,859	26,432	5%
16	KARNATAKA	19,74,288	2,64,063	13%	9,85,224	79,928	8%
17	KERALA	9,43,177	329	0%	6,97,232	2	0%
18	LADAKH	7100	1943	27%	4,347	1,039	24%
19	LAKSHADWEEP	1616	251	16%	1,062	197	19%
20	MADHYA PRADESH	20,51,112	2,29,353	11%	13,11,205	1,80,401	14%
21	MAHARASHTRA	35,40,141	21,03,332	59%	26,21,151	14,40,056	55%
22	MANIPUR	77,000	3377	4%	48,042	1,132	2%
23	MEGHALAYA	93,313	215	0%	37,491	71	0%
24	MIZORAM	35,060	2918	8%	21,725	1,164	5%
25	NAGALAND	51,983	2061	4%	34,032	975	3%
26	ODISHA	12,33,823	4,81,068	39%	8,49,511	1,88,974	22%
27	PUDUCHERRY	36612	27603	75%	33,189	18,573	56%
28	PUNJAB	8,03,802	11861	1%	7,00,417	9,437	1%
29	RAJASTHAN	23,26,032	10,61,146	46%	18,21,376	8,67,638	48%
30	SIKKIM	16,331	7696	47%	12,264	5,558	45%
31	TAMILNADU	18,21,636	10	0%	15,27,403	12	0%
32	TELANGANA	11,35,025	32,278	3%	7,38,378	2,673	0%
33	TRIPURA	98,347	22,667	23%	76,033	14,704	19%
34	UTTAR PRADESH	44,93,013	1,21,307	3%	45,43,916	98,523	2%
35	UTTARAKHAND	3,37,050	1,34,804	40%	3,02,503	1,21,792	40%
36	WEST BENGAL	0	0	0%	0	0	0%
37	KVS	2,37,728	1,65,288	70%	1,59,470	1,17,561	74%
38	NVS	88923	63976	72%	66,418	46,388	70%

Status of APAAR ID creation in States/UTs and ABs as on 5th Dec 2024

APAAR Status as on 5 th Dec 2024 - States/UTs/KVS/NVS							
Sno	States/UTs and ABs	Total Schools	APAAR activity started at school	Coverage %	Total Targeted Enrolment for APAAR	Total APAAR Generated	Generation %
	Pan India	14,83,119	6,87,781	46%	20,83,17,250	4,82,89,833	23%
1	A&N ISLANDS	408	403	99%	67,672	64,002	95%
2	ANDHRA PRADESH	61,339	61,249	100%	85,10,526	65,27,725	77%
3	ARUNACHAL PRADESH	3,498	181	5%	2,78,544	7,994	3%
4	ASSAM	57,286	53,220	93%	67,56,430	40,28,105	60%
5	BIHAR	96,952	53,450	55%	1,56,35,846	18,83,657	12%
6	CHANDIGARH	203	195	96%	2,43,434	1,89,311	78%
7	CHHATTISGARH	57,063	47,939	84%	56,83,400	17,28,104	30%
8	D&NH AND D&D	432	88	20%	1,41,660	10,541	7%
9	DELHI	5,559	5,449	98%	42,73,187	28,32,852	66%
10	GOA	1,472	343	23%	2,84,067	25,801	9%
11	GUJARAT	53,771	26,120	49%	1,06,02,175	7,08,436	7%
12	HARYANA	23,551	15,842	67%	53,62,456	16,22,110	30%
13	HIMACHAL PRADESH	17,299	9,122	53%	13,94,842	3,69,515	26%
14	JAMMU & KASHMIR	24,353	15,910	65%	25,21,668	6,66,803	26%
15	JHARKHAND	44,420	10,643	24%	63,44,437	3,87,842	6%
16	KARNATAKA	75,961	42,969	57%	1,07,29,418	17,69,390	16%
17	KERALA	15,824	10	0%	53,53,266	852	0%
18	LADAKH	990	149	15%	54,701	4,023	7%
19	LAKSHADWEEP	35	7	20%	10,307	448	4%
20	MADHYA PRADESH	1,23,095	42,842	35%	1,45,09,044	11,16,372	8%
21	MAHARASHTRA	1,08,515	1,00,788	93%	2,05,23,187	1,20,90,439	59%
22	MANIPUR	4,671	218	5%	5,79,221	10,306	2%
23	MEGHALAYA	14,694	36	0%	9,19,156	646	0%
24	MIZORAM	3,982	668	17%	2,61,183	15,707	6%
25	NAGALAND	2,696	254	9%	3,92,629	10,984	3%
26	ODISHA	61,566	38,949	63%	74,32,273	18,55,983	25%
27	PUDUCHERRY	740	731	99%	2,27,196	1,51,214	67%
28	PUNJAB	27,244	748	3%	57,77,239	65,933	1%
29	RAJASTHAN	1,08,459	88,997	82%	1,51,41,369	58,08,416	38%
30	SIKKIM	1,251	976	78%	1,11,095	36,500	33%
31	TAMILNADU	58,898	9	0%	1,05,35,062	40	0%
32	TELANGANA	43,525	5,550	13%	71,54,762	1,33,000	2%
33	TRIPURA	4,934	2,088	42%	6,67,683	1,07,579	16%
34	UTTAR PRADESH	2,59,707	39,622	15%	3,59,58,430	20,57,014	6%
35	UTTARAKHAND	22,602	20,111	89%	22,66,523	8,94,086	39%
36	WEST BENGAL	94,218	0	0%	0	0	0%
37	KVS	1,253	1,252	100%	13,34,090	9,17,183	69%
38	NVS	653	653	100%	2,79,072	1,90,920	68%

संजय कुमार, मा.प्र.से
सचिव

Sanjay Kumar, IAS
Secretary



स्कूल शिक्षा और साक्षरता विभाग
शिक्षा मंत्रालय
भारत सरकार
Department of School Education & Literacy
Ministry of Education
Government of India

27th November, 2024

D.O. No. 1-27/2023-DIGED-Part(1)

Dear Additional Chief Secretary/Principal Secretary/Secretary,

This is in reference to my D.O. letter of even number dated 2nd September 2024, wherein detailed guidelines for implementation of APAAR ID system were shared, including the process for creating APAAR IDs through UDISE+ portal and various support mechanisms put in place for this initiative.

I am pleased to acknowledge the commendable start made in implementing the APAAR ID system across the nation, with over 3.20 crore APAAR IDs already generated. The State/UT wise APAAR ID generation status and school coverage is attached for your reference. This achievement reflects the dedication and collaborative efforts of all stakeholders involved. However, considering the importance and relevance of this initiative, we need to further accelerate and regulate the APAAR ID creation process to achieve the objectives outlined in my previous communication.

May I request you to celebrate "**Mega APAAR DIWAS**" - a focused initiative to achieve complete saturation of APAAR ID creation and validation. All schools across all management types in your State/UT are requested to observe 09th and 10th December 2024 as "**Mega APAAR DIWAS.**" Furthermore, going forward, the 09nd and 10th of every month may be designated as Mega APAAR DIWAS (in case of holidays, the subsequent working days shall be observed).

Key Action Points:

1. **Timeline for Saturation:** The primary focus should be to achieve maximum APAAR ID creation with a view to achieve near saturation within November 2024, with any remaining cases to be completed by December 2024. This exercise must be completed within this calendar year.
2. **APAAR ID Documentation:** Schools must ensure that along with APAAR ID creation, printouts of the APAAR IDs stored in DigiLocker are provided to students/parents.
3. **System Integration:** As highlighted in our previous communication, integration of APAAR ID with IT systems linked to Vidya Samiksha Kendra (VSK) is crucial as it will:

Enable visualization of learning pathways through VSK

- Allow for macro and micro analysis of educational interventions
- Facilitate comprehensive monitoring of students' educational journeys

Contd.2/-

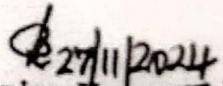
- Support data-driven decision-making at all administrative levels
- 4. School Management System Updates: All school IT systems must be upgraded to incorporate APAAR ID integration, making it the primary identifier for all academic and administrative processes.
- 5. Monitoring and Reporting: SPDs may establish a daily monitoring mechanism during the Mega APAAR DIWAS to track progress and address any challenges immediately.

The successful implementation of APAAR continues to be a top priority for achieving the goals envisioned under NEP-2020. I request your personal attention to ensure the success of **Mega APAAR DIWAS** and achievement of complete saturation within the stipulated timeline.

May I request you to bestow your personal attention and ensure that we successfully create and validate APAAR IDs for all students in all schools in your State / UT.

Best wishes,

Yours sincerely,


(Sanjay Kumar)

Enclosure:- D.O. Letter 2nd September 2024
Current APAAR ID Generation Status

Additional Chief Secretary/Principal Secretary/Secretary (School Education), All States and UTs